


# April 2021



WALK-IN & DRIVE-UP VISITS

11,072


395

*average per day*

1,266  
*average per day*

ITEM CHECKOUTS

35,460



PROGRAM PARTICIPANTS



1,750

60  
*total programs*

31  
*users per day*

COMPUTER USAGE HOURS

640



5,229

QUESTIONS ANSWERED

VIDEO VIEWS

974

